



VEGETABLE GARDENING


PREPARATION FOR AUTUMN & WINTER PLANTINGS

By HAZEL NEWMAN

APRIL 2021



EARLY YEARS


- 
- **FENCED TO KEEP OUT PASSING WILDLIFE**
 - **FLOPPY FENCE TO PREVENT POSSUMS CLIMBING**

 - **EARLY ADDITIONS -**
 - **CHOOK MANURE – MATURE**
 - **COW MANURE – PREFER FARM TO LANDSCAPE SUPPLIERS (GRAVEL)**
 - **MUSHROOM COMPOST – LEAVE TO WEATHER BEFORE DIGGING IN**
 - **HOME-MADE COMPOST**
 - **SOILED LUCERN MULCH (IF AVAILABLE) OR SUGAR CANE MULCH (BALED)**




CURRENT CONFIGURATION



- 
- **10 RECTANGULAR BEDS EACH 3.5M X 2.5M (JUST UNDER 90SQM) & 3 BRICKS HIGH**
 - **PREPARATION IS BASICALLY SAME REGARDLESS OF CROP BUT WHAT GOODIES ARE ADDED DOES DEPEND ON CROP**

 - **STRONGLY BELIEVE THAT SOIL PREPARATION IS MOST IMPORTANT & RARELY FERTILISE AFTER PLANTING**
 - **IDEALLY, BEFORE START OF SEASON, REMOVE ANY WEEDS, TILL OR DIG OVER BED, APPLY GOODIES, RAKE IN, WATER, MULCH, LEAVE 1 WEEK + BEFORE PLANTING**
 - **CHECK SOIL PH– 6-7.5 IDEAL FOR MOST VEGIES**
 - **FOR CONVENIENCE, NOW USE SEARLES 5-IN-1 – ORGANIC FERTILISER CONTAINING POULTRY, COW & SHEEP MANURES, MUSHROOM COMPOST, B&B, MINERALS**

- 
- **1 PERMANENT BED FOR ASPARAGUS – PRODUCTIVE MANY YEARS**
 - **1 BED – STORE MULCH BALES, STRAWBERRIES, COTTON**
 - **8 REMAINING BEDS USED FOR CROPS**
 - **LOOSELY FOLLOW 4 CROP ROTATION SYSTEM**
 - **2 BEDS PER CROP TYPE – EARLY & LATE PLANTINGS**
 - **ALTERNATE BETWEEN LIGHT & HEAVY FEEDERS**

**4 CROP ROTATION
SYSTEM**

Crop 1	LEGUMES	Light feeders
Crop 2	BRASSICAS & LEAVES	Heavy feeders
Crop 3	ROOTS	Light feeders
Crop 4	FRUITS	Heavy feeders

CROP 1 – LEGUMES

NITROGEN FIXERS, LIGHT FEEDERS

BUSH & CLIMBING BEANS, BROAD BEANS, PODDING, SNOW & SUGAR SNAP PEAS



CROP 1 – LEGUMES

NITROGEN FIXERS, LIGHT FEEDERS


BUSH & CLIMBING BEANS, BROAD BEANS, PODDING, SNOW & SUGAR SNAP PEAS

- **MINIMAL (OR NO) MANURE, SPRINKLE OVER DOLOMITE**
- **PREFER TO PLANT SEED DIRECT, NOT SEEDLINGS**
- **BUSH BEANS & DWARF PEA VARIETIES – PULL BACK MULCH SO PLANTS CAN BE HILLED TO PREVENT WIND DAMAGE – MULCH AFTER HILLING**
- **APPLY LIQUID POTASH WHEN FLOWERING STARTS TO ENCOURAGE MORE FLOWERS & THEREFORE MORE PODS**

CROP 2 – BRASSICAS & LEAF CROPS

HEAVY FEEDERS

CABBAGE, BROCCOLI, CAULIFLOWER, KALE, SPINACH, LETTUCE, SILVERBEET



CROP 2 – BRASSICAS & LEAF CROPS

HEAVY FEEDERS

CABBAGE, BROCCOLI, CAULIFLOWER, KALE, SPINACH, LETTUCE, SILVERBEET

- **REQUIRE RICH SOIL SO GOOD MANURING + B&B +++**
- **NET BED EITHER BEFORE OR STRAIGHT AFTER PLANTING**
- **PLANT FROM SEED & TRANSPLANT OR SEEDLINGS**

CROP 3 – ROOT CROPS

LIGHT FEEDERS

ONIONS, LEEKS, SHALLOTS, GARLIC, BEETROOT, CARROTS, PARSNIP, RADISH,
JERUSALEM ARTICHOKE, TURMERIC, GINGER



CROP 3 – ROOT CROPS

LIGHT FEEDERS

**ONIONS, LEEKS, SHALLOTS, GARLIC, BEETROOT, CARROTS, PARSNIP, RADISH,
JERUSALEM ARTICHOKES, TURMERIC, GINGER**

- **RAKE SOIL TO FINE TILTH**
- **REMOVE ANY STONES SO ROOTS CAN GROW STRAIGHT**
- **LIGHT MANURING IF NEEDED – GINGER REQUIRES SLIGHTLY RICHER SOIL**
- **PLANT SEED DIRECT**

CROP 4 – FRUITING CROPS

MEDIUM/HEAVY FEEDERS

TOMATOES, POTATOES, EGGPLANT, CAPSICUM, CHILLIES, SQUASH, CUCUMBERS,
ZUCCHINI, CORN, GLOBE ARTICHOKE



CROP 4 – FRUITING CROPS

HEAVY FEEDERS

**TOMATOES, POTATOES, EGGPLANT, CAPSICUM, CHILLIES, SQUASH, CUCUMBERS,
ZUCCHINI, CORN, GLOBE ARTICHOKE**

**EGGPLANT, CAPSICUM, CHILLIES, SQUASH, CUCUMBERS, ZUCCHINI,
CORN, GLOBE ARTICHOKE**

- **PREP AS FOR BRASSICAS**
- **GROW FROM SEED & TRANSPLANT OR SEEDLINGS**
- **LIQUID POTASH AT START OF FLOWERING**

CROP 4 – FRUITING CROPS

HEAVY FEEDERS

**TOMATOES, POTATOES, EGGPLANT, CAPSICUM, CHILLIES, SQUASH, CUCUMBERS,
ZUCCHINI, CORN, GLOBE ARTICHOKE**

POTATOES

- **SOME MANURE**
- **FIREPLACE ASH, B&B+SOP AT BOTTOM OF TRENCH; BACKFILL A LITTLE**
- **SOW SEED POTATO**
- **SOP ON TOP OF SOIL**

CROP 4 – FRUITING CROPS

HEAVY FEEDERS


**TOMATOES, POTATOES, EGGPLANT, CAPSICUM, CHILLIES, SQUASH, CUCUMBERS,
ZUCCHINI, CORN, GLOBE ARTICHOKE**

TOMATOES

- **ALLOW SEEDLINGS TO GROW TALLISH BEFORE PLANTING OUT**
- **SOME MANURE**
- **SOP AT BOTTOM OF DEEP HOLE – BACKFILL A LITTLE**
- **REMOVE BOTTOM LEAVES & PLANT SEEDLING DEEPLY FOR MORE ROOTS**
- **ADD WATER TUBE FOR DEEP WATERING**
- **SPRINKLE SOP AROUND BASE OF PLANT**



WATER TUBES





TOMATO FRAMES



SPARE GROUND

- **GREEN MANURE CROP**
- **LEGUMES AND/OR OLD SEED**
- **SPECIAL MIXES FOR SEASON ARE AVAILABLE**
- **SLASH & DIG IN WHEN YOUNG (BEFORE FLOWERING)**
- **OR COMPOST PIT - ADD KITCHEN SCRAPS TO TRENCHES**

**TOP 5
CROPS**

BUSH BEANS	GOURMET'S DELIGHT
PODDING PEAS	GREENFEAST
BROAD BEANS	COLES PROLIFIC
KALE	CAVOLO NERO
TOMATOES	PURPLE CHEROKEE OXHEART GREEN ZEBRA BLACK RUSSIAN

SEED SUPPLIERS

GREEN HARVEST, WITTA

**EDEN SEEDS, BEECHMONT (ONLINE
OR TREVALLAN, BRASSALL)**

LAMBLEY, ASCOT, VIC

YATES (ONLINE EBAY STORE)

USEFUL SITES

CLAIRE BICKLE + FACEBOOK

ANNETTE McFARLANE + FACEBOOK

JERRY COLBY-WILLIAMS + FACEBOOK

GREEN HARVEST

EDEN SEEDS

LAMBLEY NURSERY

YATES